

Digital Projected Images Competitions Instructions

DPIs are held four times a year in conjunction with the print Competitions. They are a great way to see how your photos compare without the cost of printing and mounting. It best to create a folder on your desktop to store the images you may want to use in a DPI Competiton. Label the image with the title you will use in the competition. An email will be sent to all members with a link that will take you directly to the site to upload and label your images. Just complete the required information and upload your entry. The deadline for uploading images is midnight the Sunday before the actual competition. If you entered information incorrectly, someone would contact you with how to correct it.

Each member may enter up to two DPIs for the Color Competition and/or two DPIs for the Monochrome Competition. In either case, the maximum image size is: **1920 pixels wide (horizontally) and 1080 pixels high (vertically).** (Hint: Some believe putting a 3-pixel border helps entries score better, but remember the maximum dimensions are still 1920 pixels horizontally and 1080 pixels vertically.)

Summarizing DPI Instructions for Competitions:


Registering with CACCA -

If you are not registered with CACCA, you need to go to their website: [Chicago Area Camera Club Association \(caccaphoto.org\)](http://Chicago Area Camera Club Association (caccaphoto.org)) and self-register with the "Invitation Code 1936". The Arlington Camera Club code is 2. Now you are ready to enter DPIs for any of ACC's DPI competitions.


2. Uploading DPIs for Competition


- Click on the email link sent to you **OR** click on [Client Login \(411-vision.com\)](http://Client Login (411-vision.com))
- **User ID:** email address associated with the club. **Password:** liberty (for first time registrants only)

411 Vision LLC



Transforming Data into Quality Information

User ID:  Note: Your User ID is typically your email address

Password:  **Forgot Password**

Note: There is often a delay after clicking the Login button. Please be patient.

- If you are having problems logging in, email Gerardo Velasquez: ELMIZMOG@gmail.com, head of ACC's DPI Competitions. He will resent your password to "liberty".

Select the club hosting the competition.

Arlington [Add access to another club](#)

- "Arlington" should come up. If not click the tiny arrow and select "Arlington".

[Upload](#) [Review](#) [Screen Test](#) [View Judging](#) [Results](#) [Profile](#) [Login](#)

Click on Upload

Welcome to Arlington

Software © Copyright 2020, 411 Vision LLC.
Image rights are retained by the image makers.

- Click on "Choose File" Your computer desktop comes up. Find your first image to upload and click on it. How you named your DPI will appear next to "Choose File"

Select image file to upload to club Arlington by jtwilliams13@hotmail.com.

Note: To replace an image, click the link below "Review your images uploaded for open competitions" to remove the old image then upload the replacement.
Note: Some versions of Safari on Mac are unable to upload images. If that is the case, Chrome on the Mac will work.

No file chosen

Competition Color or Mono will appear here.

Title

Entry # Note: Your entries for each competition should be numbered 1, 2, 3, ...

Maker Name Jan Williams

Note: There is often a delay after clicking the Upload Image button. Please be patient. You will receive a confirmation message when the processing is completed.

- Next to "Competition" is the DPI competition you are entering. If the color Competition appears in that box and you wish to enter the Monochrome competition, click on the small arrow & select the desired competition.
- If this is the first entry for this competition, a "1" is in the box. If this is the second one, click on the arrow and select "2". You may only submit two DPIs per competition for both Color & Mono.
- Your name should appear next to "Maker Name"
- Click the box: Upload Image
- The image will appear, stating the upload was successful. Click "Upload Another File" to enter another DPI for competition. Or click "Login" and your are done.

You can "Preview your uploaded Images", delete and re-enter images before closing date. **Each member may enter up to two DPIs for the Color Competition and/or two DPIs for the Monochrome Competition.**