

# THROUGH THE LENS

Great People and Great Images Since 1988

Website: [www.arlingtoncameraclub.org](http://www.arlingtoncameraclub.org)

Email: [arlcamclub@yahoo.com](mailto:arlcamclub@yahoo.com)

Vol. 24, Issue 4  
December 2011

## Publicity Comments



As publicity chair, it's now my turn to let my fellow club members know what the functions of the publicity chairman might be. In other words I'm going to write about what I write about

First of all, we send meeting notices to our local newspapers. As an example, the Daily Herald publishes meeting notices for the Arlington Camera Club in their Clubs and Hobbies section. This gives us a chance to connect with prospective members and invite them to attend one of our programs or come watch a competition. We also send meeting notices to the Pioneer Press and the Tribune local.

When we have competitions, I've asked the award winners and honorable mention recipients to send me digital copies of their

winning images. Then, I submit your winning images to several local papers for their consideration. You may remember that the Herald did a full page spread about our award winners' photos. They included the complete list of award and honorable mention winners. The number and selection of photos printed is up to the newspaper editor, but if they don't have images from us, they can't print them!

This publicity thing isn't a one-man-show. We need plenty of quality images to share with the papers and other outlets.

So as a group (that's you, me and all of us), here's our job as representatives of the Arlington Camera Club:

- ☀ Get a little exposure so that the community is aware of our club and our participation in local events.

(cont'd on page 3)

### Inside This Issue

<i>Publicity' Comments</i>	1
<i>Officers &amp; Committee Chairs</i>	2
<i>Community Activities</i>	4
<i>Photography Workshop</i>	6
<i>Photographing Speed Skaters</i>	7
<i>Adopt-a-Month Field Trips</i>	9
<i>December Field Trip</i>	9
<i>Happy Birthday</i>	9
<i>Anything Arlington</i>	10
<i>Save The Date</i>	10
<i>Photo Quotes</i>	10
<i>Someone You Should Know - Roger Pederson</i>	11
<i>Someone You Should Know - Mark Sherman</i>	12
<i>Datacolor Spyder Checkr</i>	13
<i>PSA Application</i>	14
<i>ACC Calendar</i>	15
<i>Members Gallery</i>	16

### December 2011

2 \*\*\*Competition  
Open to All Paid Members.  
Guests Welcome.

16 \*\*\*DPI Competition  
Open to All Paid Members.  
Guests Welcome. HOLIDAY PARTY TOO!

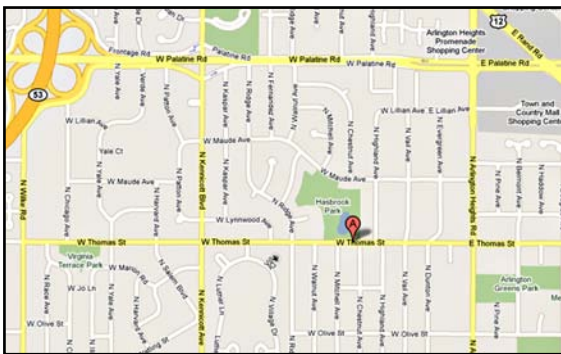
**Officers and Committee Chairs**

Norm Plummer & Patty Colabuono	Co-President	<a href="mailto:co-president@arlingtoncameraclub.org">co-president@arlingtoncameraclub.org</a>
Ralph Childs & John Kinyon	V.P. Programs & Workshops	<a href="mailto:vpprograms@arlingtoncameraclub.org">vpprograms@arlingtoncameraclub.org</a>
Carol Arnolde	V.P. Competition	<a href="mailto:vpcompetition@arlingtoncameraclub.org">vpcompetition@arlingtoncameraclub.org</a>
Mike Garber	Treasurer	<a href="mailto:treasurer@arlingtoncameraclub.org">treasurer@arlingtoncameraclub.org</a>
Roy Lobenhofer & Paul Palmer	DPI ACC	<a href="mailto:dpi@arlingtoncameraclub.org">dpi@arlingtoncameraclub.org</a>
Ed Martin & Bill Bible	DPI CACCA	<a href="mailto:dpi@arlingtoncameraclub.org">dpi@arlingtoncameraclub.org</a>
Randy Vlcek	Chief Judge	<a href="mailto:chiefjudge@arlingtoncameraclub.org">chiefjudge@arlingtoncameraclub.org</a>
Diana Jacobson	PSA Representative	<a href="mailto:psarep@arlingtoncameraclub.org">psarep@arlingtoncameraclub.org</a>
Diana Jacobson	Newsletter	<a href="mailto:newsletter@arlingtoncameraclub.org">newsletter@arlingtoncameraclub.org</a>
Bob Reynolds	Publicity	<a href="mailto:publicity@arlingtoncameraclub.org">publicity@arlingtoncameraclub.org</a>
Larry Arends	Community Activities	<a href="mailto:community@arlingtoncameraclub.org">community@arlingtoncameraclub.org</a>
Donna Thomas	CACCA Representative	<a href="mailto:caccarep@arlingtoncameraclub.org">caccarep@arlingtoncameraclub.org</a>
Joe Beuchel	Webmaster	<a href="mailto:webmaster@arlingtoncameraclub.org">webmaster@arlingtoncameraclub.org</a>
Cindy Kuffel	Photographic Displays	<a href="mailto:photodisplay@arlingtoncameraclub.org">photodisplay@arlingtoncameraclub.org</a>
Bill Kruser	Membership Chair	<a href="mailto:membership@arlingtoncameraclub.org">membership@arlingtoncameraclub.org</a>

**ACC meets at the Christian Church of Arlington Heights, 333 W. Thomas Avenue, three blocks west of Arlington Heights Road, across from Hasbrook Park on the 1st and 3rd Wednesday of the month at 7:30 p.m.**

**ACC Mailing Address:**

126 E. Wing Street, Suite 242  
Arlington Heights, IL 60004



**Coming in January**

January 4 - Program  
Alan Stankevite - Photographing Eagles

January 18 - Program  
Black & White Photography - Patrick Grady

© Arlington Camera Club. The contents of "Through The Lens" are copyrighted. No material may be reproduced in any manner without the written permission of the Editor or the material's specific contributor.

## Publicity Comments *(cont'd from p.1)*

- ☀ Let others who share our hobby know we're here and they are welcome to join us.
- ☀ Get our work published because it makes us feel good! We get a sense of accomplishment when we receive an Honorable Mention or an Award, but as photographers, I think we all get a buzz out of seeing our own images in print for all to see.

So, when you are asked to share your images, send them on in! You might be the next Paula Matzek who had about a quarter page dedicated to one of her photos last March. And, if you know of some other places where we might want to submit photos for publication, please let me know.

In the digital age, we also have the opportunity to share our photos to on line resources. If you're OK with submitting your photos to local news outlets here are a few links you can use to post your own photos.

First, one of my favorites is the Weather Photos that are displayed on the NBC 5 10 PM newscast. Three photos are shown each night.

They are loosely based on the day's weather conditions. Here is the link:

<http://www.nbcchicago.com/ugc/>

The Trib Local allows you to not only post photos in a gallery, but there is also a photo contest anyone can enter. I've seen the photos on their site and some are very good, but the quality of photos our club produces could easily be considered good enough to win. You need to set up an account with the Tribune before you can post a gallery. The link is a long, long url, so I'm not including it here. But you can see a recent winner at this link:

<http://triblocal.com/gurnee/2011/11/21/stella-r-skaters-wins-photo-contest/>

And finally, The Pioneer Press lets you submit photos for publication by E-mail. You can send them photos at:

[newsphotos@pioneerlocal.com](mailto:newsphotos@pioneerlocal.com).

*Bob Reynolds*

*Arlington*  
Camera Club, inc.  
Since 1988.



# Community Activities

*Utilizing our talent and passion for photography in support of our various community activities can be rewarding for everyone involved.*

## Winter Coat Drive

*by Larry Arends*

Our 2011 Coat Drive was another great success, and I want all members of ACC to know how grateful the staff and beneficiaries at CEDA Northwest are for what we have done. They were very happy to see our generosity and concern for those that are in need.

The mission of CEDA Northwest is to work in partnership with communities to empower families and individuals to achieve self-

sufficiency and improve their quality of life. Once again all ACC Members can be proud of the help we have given, and the warmth that we have shared with these families.

If you have additional winter clothing that you would like to donate - bring it to any meeting. I'll see that it gets delivered to a local organization for immediate use.



# Community Activities

*Utilizing our talent and passion for photography in support of our various community activities can be rewarding for everyone involved.*

## Eternal Flame Dedication at Memorial Park, Arlington Heights

*by Larry Arends*

On November 12, 2011 the Eternal Flame statue was dedicated to the Veterans from Arlington Heights. This statute serves as the centerpiece of the newly revived Memorial Park in Arlington Heights. Designed by noted Arlington Heights sculptor, Fran Volz, the Eternal Flame is a 13' tall bronze sculpture in the shape of a flame. The Eternal Flame sculpture represents our eternal remembrance and gratitude for the service and sacrifice of our veterans and their families.

The Arlington Camera Club has been involved in recording the construction, installation, and dedication of this statute. ACC members not only covered the dedication, but we also photographed the special Veterans breakfast that was held on the Museum grounds before the dedication ceremony. A WWII reenactment group cooked the breakfast in a field kitchen and provided a great meal, with time for fellowship that was enjoyed by all the veterans.



## Photography Workshop With Lou Nettlehorst Smoky Mountains - April 25-29, 2012

by Kathy Grady

*Looking for a great opportunity to photograph the Smoky Mountains:*

Join Lou Nettlehorst for a five day, **SMOKY MOUNTAIN WORKSHOP**. Wednesday - Sunday, April 25-29, 2012, to explore incredible photo ops in the mountains of Tennessee and North Carolina. Year after year, this is the prime time to enjoy wildflowers, classic Smoky Mountains grand vistas, river scenes, cascading water, and even some wildlife. Of course, with all the beautiful wildflowers, shooting macro is very exciting. Lou arrives early to scout and help find the most desirable locations. He provides coaching during the various shoots and offers two or three critiquing sessions and lessons in the classroom. Our home base is the gateway to the Smokies at the Tally Ho Inn in Townsend, TN. The workshop setting is informal, relaxing, and fun! Registration is first come, first served. **WHY NOT JOIN US?!!**

Following are details on this workshop:

When: April 25-29, 2012

Class Size: 5-10

Includes classroom instruction and critique, as well as field work.

Workshop participants are responsible for their own meals, lodging and travel. **ALA CARTE BREAKFASTS WOULD BE INCLUDED.**

Lodging: Talley HO Inn in Townsend, TN (daily average room rate \$69.67 + taxes) <http://www.talleyhoinn.com>

Cost: \$850/Person with a \$400 deposit due on registration. (The deposit is non-refundable unless a replacement participant is provided.) Full payment is due January 24, 2012.

NOTE: Reservations will be taken on a first come, first served basis.

Pat and Kathy Grady have reached out to Lou to organize this wonderful workshop. Please feel free to talk with Pat and Kathy or you may communicate directly with Lou Nettlehorst at [LOUNETTEL@aol.com](mailto:LOUNETTEL@aol.com).



Flowing Little River  
by Lou Nettlehorst



Fall Color Reflected in Stream  
by Lou Nettlehorst



Luftee Overlook Sunrise  
by Lou Nettlehorst

## Photographing Speed Skaters

by Bob Reynolds

It's fun when we can combine photography with our other interests. Gardeners, world travelers and others enjoy documenting their hobbies with photos. I'm trying to do the same with speed skating (roller skating and in-line skating). Here's how I learned from experience to get some images for the speed skating team.

I found out that there are a lot of special techniques and challenges when trying to photograph speed skaters. For one thing, it's a fast sport. A couple of years ago Judie and I went to photograph a Chicago Blackhawks' practice at the United Center. We found out how a fast sport, like hockey, presents special challenges. You can't simply follow the skaters or the puck around the rink through a long lens. You'll never keep up. You have to anticipate the action and find a spot on the skating surface to focus on and wait for the action to come to you.



*Good lighting and bright, white ice helped us get pictures at 1/500 sec.*

Once you've found a spot to focus on, the next challenge is to optimize the shooting parameters. With a 200mm lens and a fast sport like hockey, we needed at least 1/250 second. But after a few shots we saw that even 1/250 seconds was slow for pro hockey. I ended up using 1/500 second. The good thing about shooting at the United Center is that it's a ma-

ior venue with superb lighting. Hockey games are televised, so the lighting has to be good enough for TV. We used ISO 800 and 1600 and got reasonable results.

I tried to use what I learned at the hockey practice to shoot speed skaters. What a disaster! Amateur speed skating is done indoors at recreational roller skating rinks with ordinary lighting. I couldn't get a sharp picture. My camera's highest ISO is 1600 and even with a fast F1.8 lens, there just wasn't enough light and flashes are not permitted during races.



*F1.8, 1/250 sec. ISO 1600. Fuzzy and dingy. Notice also, the posture of the coasting skater, on the right.*

This year I got a new camera body with high ISO capability. Suddenly, those dark skating rinks became more manageable. You still need a fast shutter speed, but with ISO's in the stratosphere, I thought it would be possible to try capturing some of my speed skating team mates at a competition. It took an ISO of 5000 to 6400 to get good images at a 1/250 second exposure.

So the next question is where and when do you get the best shots of speed skaters? In football, a great shot might be the moment a receiver catches the ball, but what about speed skating?

*(cont'd on page 8)*

## Photographing Speed Skaters (cont'd)

Here is a little background about how the skaters skate as they circle the track. Like NASCAR, they hug the wall on straight-aways, often coasting with their hands on their knees. Then, they skate hard in the turns taking several aggressive crossover strides before they head out towards the wall again. Photos of coasting skaters are boring. All the action occurs on the turns. The one shot that looks the

best is the moment when a skater crosses his right foot over his left leg, with the left foot pushing out as far as he can. The crossover - that's the Decisive Moment for speed skating. It took me a lot of missed shots to finally figure out when that moment occurs. Here are a few examples.



*Just before the crossover (left) and maximum crossover (right).*



*Maximum crossover is more impactful.*



*And finally, multiple skaters, some crossing over.  
1/250, F2.8, ISO 5000.*

*In this one photo, you can see the different phases of a speed skating stride. When they're not crossing over, they tend to look clumsy, not fast.*

## Adopt-A-Month Field Trips

*by Paula Matzek*

If you enjoy getting out “in the field” to shoot photos with your fellow camera club members, please consider helping to plan one outing for 2012. We are asking individuals or small groups to adopt a month and plan a field trip, near or far, for your chosen date in that month. You pick your favorite shooting destination, “advertise” the trip to the Club, and provide details on directions, hours, parking, lunch, and so on. Stumped for where to go?

Ask another Club member or check the Arlington Camera Club website under “Resources”.

Already, six Club members have stepped forward to lead outings. Two upcoming months that are still available are February and March. (Milwaukee Art Museum? One of the indoor conservatories? Chicago Botanic Garden? Morton Arboretum in winter? Architecture?) Contact Paula to sign up for your chosen month.

## December Field Trip

*by Paula Matzek*

Paula Matzek and Nancy St. Clair are planning a December photography field trip to Old World Wisconsin for The Spirit of Christmas Past event. The homes and various other buildings in the village will be decorated for the holidays as they would have been in the 1800s, and costumed interpreters will demonstrate various holiday traditions.

The trip is currently scheduled for Saturday, December 10. (Note: In December, Old World Wisconsin is much more photogenic with snow,

so depending on weather.) We will leave the Arlington Heights area at approximately 10:15 a.m. for arrival at opening (noon). Closing time is 4:00 p.m. Admission is \$5.

Old World Wisconsin is an excellent photography destination. At least three award-winning images in 2011 club competition and/or the Old World Wisconsin Photography Contest were shot by Arlington Heights Camera Club members at OWW last December. Could your image be next!



### ***Happy Birthday!***

Randy Vlcek	December 1
Carol Arnolde	December 11
Paula Matzek	December 17
Paul Palmer	December 20

## Anything Arlington Photo Exhibits

by Cindy Kuffel

January kicks off the Club's first photo exhibit for 2012. This exhibit will be front and center on the main wall at the Arlington Heights Memorial Library. FRAMED photos will be specifically from the Arlington Heights area to help celebrate Arlington's 125th anniversary. Please check your archives for any photos you would like to display.

Once January is over DON'T put those photos away because the Club has also been asked to move this display over to the

Village Hall for the months of April, May, June and July.

We will be featuring a new naming system. All name tags will now be INSIDE the frame in the lower right diagonal quarter. Example below:

Cindy Kuffel  
The Train! Train!  
Davenport, Iowa (optional)

## Save The Date

by Cindy Kuffel

The date has been set, the location chosen, and now the menu is set. Arlington Camera Club will be hosting its "After the Holidays, Holiday Party" at the American Legion Hall, 121 N. Douglas, Arlington Heights, Illinois. Social time starts at 6:30, with dinner

at 7:30. This is always a fun night of togetherness, 50/50 split the pot and a fabulous raffle. Spouses and/or significant others are always welcome. More information will be forthcoming in the December newsletter.



Photography is a medium of formidable contradictions. It is both ridiculously easy and almost impossibly difficult. It is easy because its technical rudiments can readily be mastered by anyone with a few simple instructions. It is difficult because, while the artist working in any other medium begins with a blank surface and gradually brings his conception into being, the photographer is the only imagemaker who begins with the picture completed. His emotions, his knowledge, and his native talent are brought into focus and fixed beyond recall the moment the shutter of his camera has closed

*Edward Steichen*

There's no rhyme or reason to what makes a great photo. Most of the time it is pure chance and a quick shutter finger, but other times it is planning, ingenuity and sometimes even stalking

*Chelsea Roberson*

## Someone You Should Know - Roger Pederson

*by Dora Clark*


Family	Roger and his wife are retired Elementary Teachers. They have two children and seven grandchildren ages 2 to 21.
ACC Member	New returning member.
Most memorable photographic events and themes	Machu Piccu, Peru is the most memorable location, however, he and his wife have traveled extensively since the 1960s. They enjoy cruising and have seen the Caribbean, Mediterranean, and Baltic areas. In addition, they have been to Norway and Hawaii. He enjoys knowing other cultures and their history.
Camera Equipment	Nikon with midrange and telephone lens.
How did you get interested in photography?	Has been dabbling in photography since the 1950s. Started working with slides.
Favorite Location to Shoot	Wherever Roger is has something to photograph. He has an abundance of family photos.
Other hobbies	Gardening and reading all types of books. Likes genealogy. Extensive research has been done on his wife's family. Also spends time organizing and archiving photographs.
Favorite Food	Likes all type of foods.
Favorite Music	Liked relaxing music.
Favorite Movie	Harry Potter.
Favorite Photographer	Roger Pederson!
Favorite Artist	Admires his wife's uncle's work, who specializes in painting South-west Native American Indians.
Favorite picture taken	Picture taken while serving in the Military in Alaska.



## Someone You Should Know - Mark Sherman

by Dora Clark

Born	Jul 11, 2011
Family	Married, 2 daughters in High School.
Hobbies	Photography, Fitness, Reading
Favorite Book	A Tale of Two Cities - Charles Dickens
Favorite Movie	Heat
Favorite Food	Pasta
Favorite Music	Rock
Favorite Artist	Aerosmith
Favorite Photographer	Joe McNally
Favorite Place to Shoot	Hawaii
How did you get interested in Photography?	I received a Canon AE-1 as a gift when I was in my teens. Enjoyed it ever since.



*Photo Info: Shot at a mall located in the Gaslamp Quarter, San Diego, March 2011. I just set my camera on a ledge for about a 2 second exposure. Didn't think much at the time, but it has turned into one of my favorites.*

## Datacolor Spyder Checkr

by Jonathan Lawton

Hunt's Photo & Video

([jlawton@bhunt.com](mailto:jlawton@bhunt.com)) - 1-800-221-1830

Datacolor is a Swiss based company that specializes in color management solutions. Their popular monitor calibration devices have quickly become the industry standard throughout the photo community. Datacolor's latest product, the Spyder Checkr, is designed to streamline the process of color management and allow photographers to achieve consistent color through their entire workflow.

The Spyder Checkr is a book-like device that measures 6.5 x 9 inches, and when folded open reveals a series of 48 color patches that are used to create a custom color profile within the Spyder Checkr calibration software. The calibration software is included with purchase of the Spyder Checkr product. The calibration process begins by placing the Spyder Checkr in a position so it is evenly lit from side to side. It is important to locate your camera directly in front of the Spyder Checkr to capture the test photo. After downloading your test photo to

your computer, open the file with the Spyder Checkr calibration software. The software will create a custom color profile for your specific camera that you can save and apply to any future images captured with that same camera. Currently, the profiles can be exported and used as a preset in Adobe Photoshop, Adobe Lightroom, as well as Photoshop Elements.

Due to the fact that each individual camera records color information differently, the use of the Spyder Checkr to create a custom camera profile will improve the color accuracy of your photos. The small size of the Spyder Checkr makes it portable and the rigid plastic, book-like design keeps the color swatches protected when not in use. The Spyder Checkr is now available and currently sells for \$109.99.

*Reproduced by Written Permission  
of Jonathan Lawton  
[www.jonathanlawton.com](http://www.jonathanlawton.com)*



# If You Love Photography, You Belong in PSA . . .



## Benefits of PSA Membership:

- *PSA Journal* monthly magazine
- Opportunity to submit articles for potential publication in the *PSA Journal* which is written by and for members
- Three noncommercial ads each year (no more than 5 lines or 175 characters including punctuation and spaces) in the *PSA Journal* at no cost
- Annual Conference with workshops, field trips, photo shoots, and featured speakers at reduced registration fee
- Listing in and access to "Members Only" Membership List on PSA web site
- Publication of photos on the PSA web site, e.g., a photo in the New Member Gallery on joining and in the Show Your Stuff Gallery on renewing for year two
- Access to New Member web site services and activities including: image evaluation, mentors and consultants, resource links, and galleries
- Use of PSA logo on personal web site and business card
- Reduced registration fee at local Chapter meetings
- Opportunity to present programs and workshops at local, regional, and international meetings
- Opportunity to earn PSA Star Ratings and recognition of photographic achievement with PSA Distinctions for Proficiency (PPSA) and Excellence (EPSA)
- Opportunity to be elected an Associate (APSA) or Fellow (FPSA) of the Society
- Study Groups: online for digital images and via mail for prints
- Competitions regarding specific topics/themes (e.g., Creative, Extreme Sports) or format (e.g., digital essays, monochrome prints)
- One dollar (\$1.00) reduced entry fee for each section of the PSA International Exhibition
- Reduced fee for PSA Adventures (e.g., cruises)
- Free services such as Species Identification Service, Photography Travel Planning Service, and Digital Product Information
- Discounts on products and services of interest to photographers

### Photographic Society of America ~ APPLICATION FOR MEMBERSHIP

Please type or print legibly:

First Name: \_\_\_\_\_ Last Name: \_\_\_\_\_ Birth date (MM/DD/YY): \_\_\_\_\_

Address: \_\_\_\_\_ Telephone: \_\_\_\_\_

City: \_\_\_\_\_ State: \_\_\_\_\_ Country: \_\_\_\_\_ Postal Code: \_\_\_\_\_

Email Address: \_\_\_\_\_ Website: \_\_\_\_\_

Sponsor: \_\_\_\_\_ Automatic Renewal (with credit card payment):  YES  NO

Check desired membership level:	North America/Overseas				North America/ Overseas		
	1 Year	2 Years	3 Years		1 Year	2 Years	3 Years
<input type="checkbox"/> Youth (18 & under)	\$29/35	\$56/68	\$80/99	<input type="checkbox"/> Joint Membership	\$68/76	\$133/150	\$196/221
<input type="checkbox"/> Individual	\$45/53	\$88/104	\$128/152	(Joint member: spouse or other individual residing at same address, one <i>PSA Journal</i> .)			
<input type="checkbox"/> Individual Senior (72 & older)	\$40/47	\$77/91	\$113/132	<input type="checkbox"/> Joint Senior Member	\$62/69	\$122/136	\$180/201
<input type="checkbox"/> Camera Club/Council	\$45/53	\$88/104	\$128/152	<i>(Both members over age 72.)</i>			
<input type="checkbox"/> Business Membership	\$45/53	\$88/104	\$128/152	Joint Member Name: _____			
				Joint Member Email: _____			

#### MAIL COMPLETED FORM WITH PAYMENT TO:

PSA Headquarters  
3000 United Founder's Blvd., Suite 103  
Oklahoma City, OK 73112-3940  
(www.psa-photo.org)

Make check payable to PSA. Check **MUST** be written on US bank in US funds.

Visa  MasterCard Number: \_\_\_\_\_ - \_\_\_\_\_ - \_\_\_\_\_ - \_\_\_\_\_ Expiration Date: \_\_\_\_/\_\_\_\_

Card Holder Signature: \_\_\_\_\_

March 2007

## ACC Calendar

September 7, 2011	Lou Nettlehorst - Macro Photography
September 21, 2011	Nancy Strahinic - Overview/Highlights of Lightroom 3
October 5, 2011	Competition -- Open to all paid members. Please arrive early so that your entries can be registered. Competition begins at 7:15.
October 19, 2011	Digital Competition and Critique Workshop -- Digital Competition, then we will discuss photos from the October competition with an eye toward improving them or learning why they work.
November 2, 2011	<b>Pre-Competition Preparation - presented by Larry Arends and Bill Kruser</b>
November 16, 2011	Postcard Workshop - presented by Larry Arends
<b>December 7, 2011</b>	<b>Competition -- Open to all paid members. Please arrive early so that your entries can be registered. Competition begins at 7:15.</b>
<b>December 21, 2011</b>	<b>Digital Competition and Critique Workshop -- Digital Competition, then we will discuss photos from the December competition with an eye toward improving them or learning why they work. Holiday Party Too!</b>
January 4, 2012	Alan Stankevite - Photographing Eagles
January 18, 2012	Black and White Photography - presented by Patrick Grady
February 2, 2012	Competition -- Open to all paid members. Please arrive early so that your entries can be registered. Competition begins at 7:15.
February 15, 2012	Digital Competition and Critique Workshop -- Digital Competition, then we will discuss photos from the February competition with an eye toward improving them or learning why they work.
March 7, 2012	Mark Southard - Photoshop Elements
March 21, 2012	Bill Skinner - Portrait Photography
April 4, 2012	Competition -- Open to all paid members. Please arrive early so that your entries can be registered. Competition begins at 7:15.
April 18, 2012	Digital Competition and Critique Workshop -- Digital Competition, then we will discuss photos from the April competition with an eye toward improving them or learning why they work..
May 2, 2012	Jake Neubart - Shoemount Flash
May 16, 2012	TBA
June 6, 2012	End of Year Competition, Election of Officers and PARTY!

# Members Gallery

## October DPI Competition Winners



*Nectar Party*  
by Henrik Danford-Klein




*Sunset Walk*  
by Bill Bible



*Misty Morning*  
by Randy Vlcek



*Flower with Bee*  
by Jim Beck



*Woodpecker*  
by Ed Martin



*Humdinger Snack*  
by Kent Wilson



*A Little Leaf*  
by Bob Reynolds

# Members Gallery

## October Competition Winners



*Cabin in the Woods*  
by Judie Reynolds



*Williamsburg Bridge*  
by Larry Arends



*Montreal Bee*  
by Roy Lobenhofer



*Glenview Fireworks*  
by Larry Arends



*Leaf Droplets*  
by Bob Reynolds



*Grab a Chair*  
by Nancy St. Clair

# Members Gallery


## October Competition Winners



*Creeping Shadows*  
by Bob Reynolds



*Going West*  
by Henrik Danford-Klein



*Gazing on Virginia Falls*  
by Judie Reynolds



*Boat Reflections*  
by Nancy St. Clair



*Teton Aspens*  
by Roy Lobenhofer